

Scaled data based on original data using
LM-79-08 Approved Method: Electrical and Photometric Measurements of Solid-
State Lighting Products

Test Report Prepared for
Cooper Lighting Solutions
(formerly Eaton)

Brand: McGRAW-EDISON

Report Number: P200124

Luminaire Tested: **GWC-AF-02-LED-E1-SL3-600-HSS**

Issue Date: 3/3/2020

Test Information

Test Method: LM-79-08
Report Number: P200124
TEST IS SCALED FROM IESNA LM-79-08 TEST DATA (P24289)
Test Lab: INNOVATION CENTER P2
Issue Date: 3/3/2020
Manufacturer: COOPER LIGHTING SOLUTIONS (FORMERLY EATON)
Product Line: MCGRAW-EDISON
Catalog Number: GWC-AF-02-LED-E1-SL3-600-HSS
Description: GALLEON WALL LUMINAIRE
(2) 70 CRI, 4000K, 615mA LIGHTSQUARES WITH 16 LEDS EACH AND TYPE III
SPILL LIGHT ELIMINATOR OPTICS WITH HOUSE SIDE SHIELD
Light Source: -
Ballast/Driver: ELECTRONIC DRIVER

Summary

Lumens per Lamp: N/A
Luminaire Lumens: 7153.5 lumens
Efficiency: N/A
Efficacy: 108.4 lumens/watt
Luminous Opening: Rectangular (W 1' x L: 0.5' x H: 0')
IES Classification: Type III - Short - Non-Cutoff
BUG Rating: B1 - U0 - G2

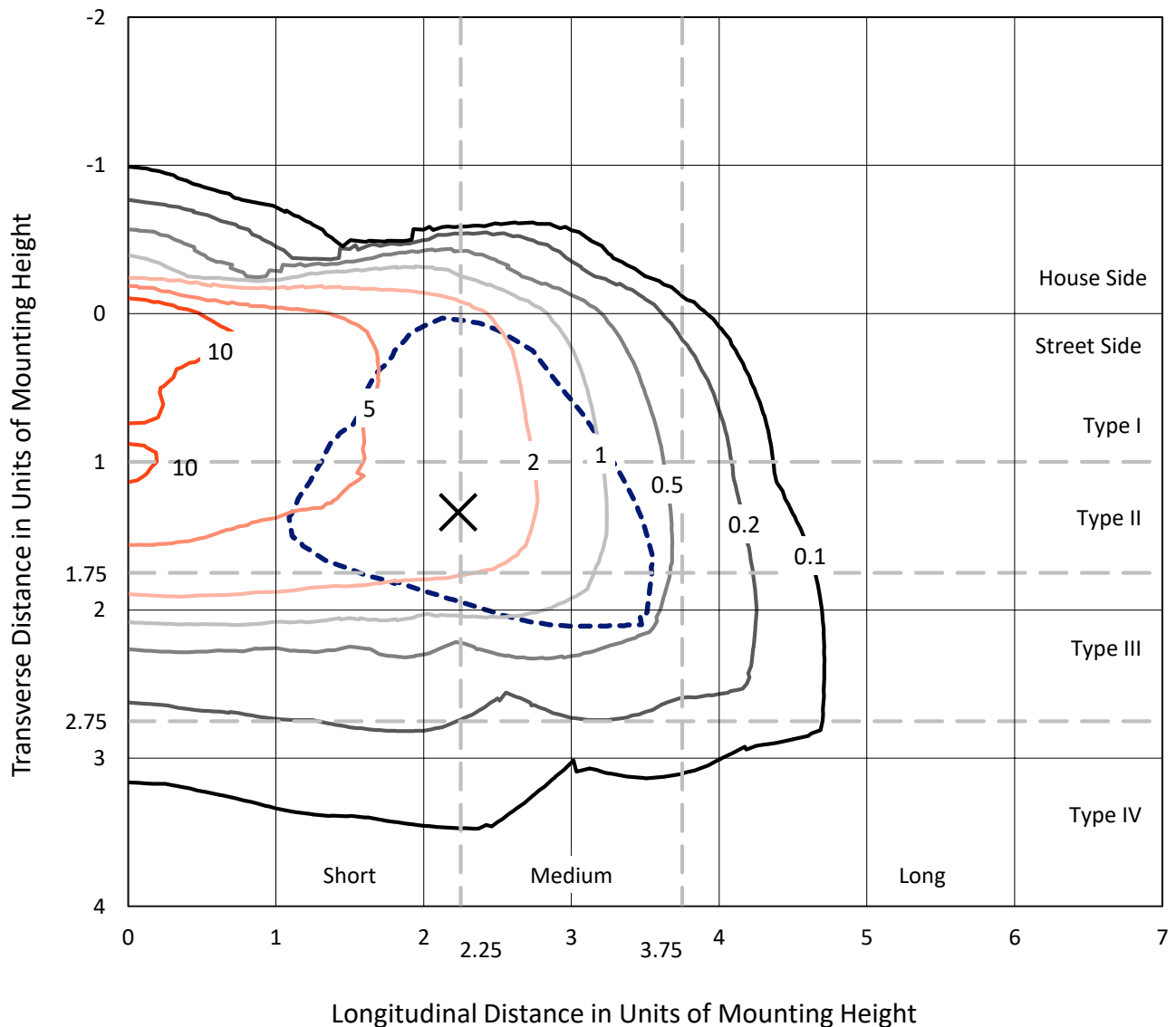
Input Watts (W): 66
Input Voltage (V): NR
Input Current (Ain): NR
Voltage Rise (V): NR
Power Factor: NR
Total Harmonic Distortion (THDi): NR
Frequency (hertz): 60
Stabilization Time: NR
Operation Time: NR
Ambient Temperature (°C): NR
Test Distance: 25 FT



REPORT NUMBER: P200124
 CATALOG NUMBER: GWC-AF-02-LED-E1-SL3-600-HSS

Iso-Footcandle Lines of Horizontal Illumination

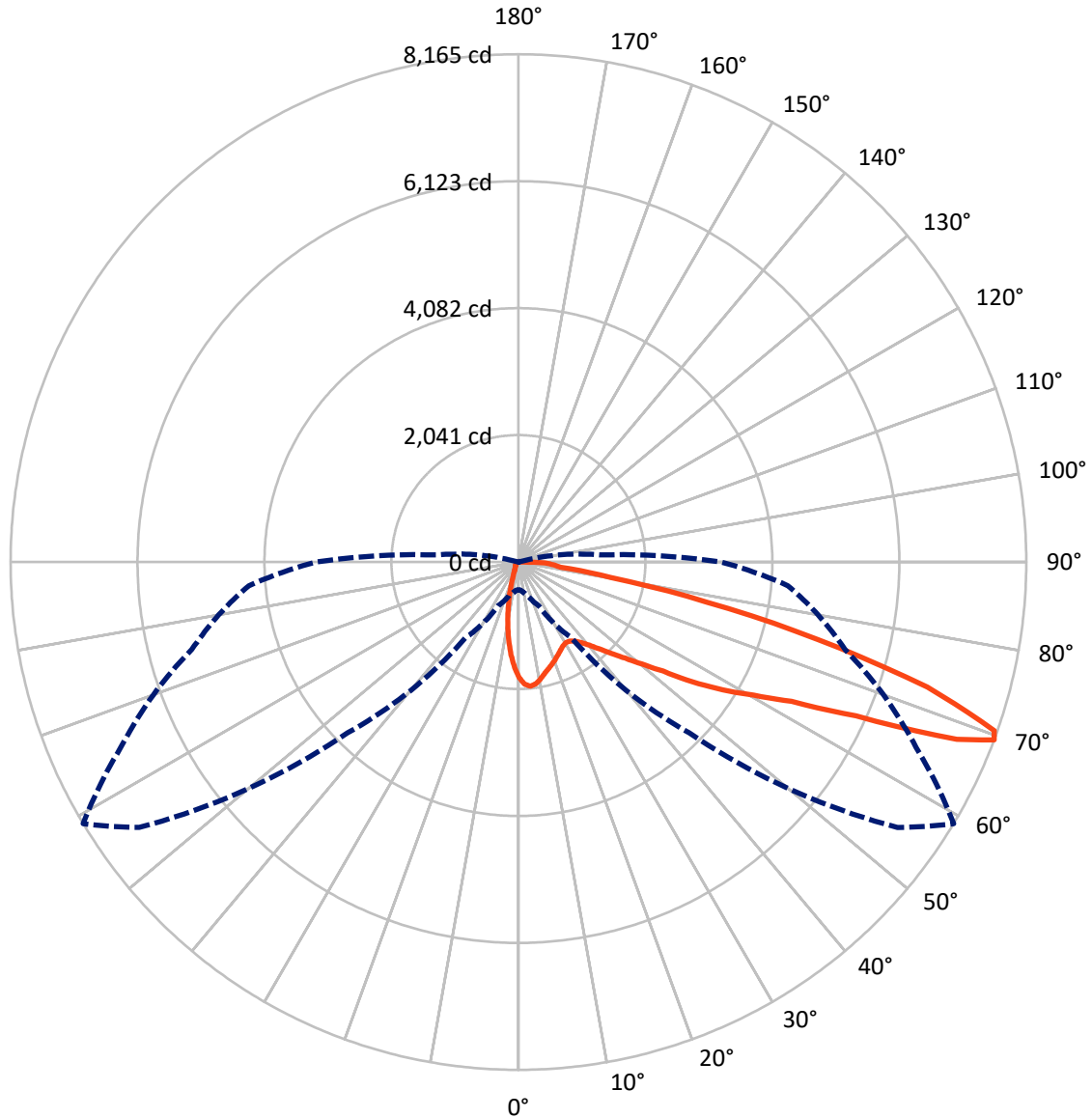
× Max cd
 - - - 1/2 Max cd



Based on 10 foot mounting height. Maximum calculated value = 18.7 fc
 Type III - Short - Non-Cutoff

REPORT NUMBER: P200124
CATALOG NUMBER: GWC-AF-02-LED-E1-SL3-600-HSS

Luminous Intensity Polar Plot



— Vertical Plane Through 59-Deg Lateral - - - Horizontal Cone Through 69-Deg Vertical

REPORT NUMBER: P200124

CATALOG NUMBER: GWC-AF-02-LED-E1-SL3-600-HSS

FLUX DISTRIBUTION:

		Downward	Upward	Total
House Side	Lumens	582.6	0.0	582.6
	% Fixture	8.1	0.0	8.1
Street Side	Lumens	6570.9	0.0	6570.9
	% Fixture	91.9	0.0	91.9
Total	Lumens	7153.5	0.0	7153.5
	% Fixture	100.0	0.0	100.0

Coefficient of Utilization

ZONAL LUMENS:

Zone	Lumens	% Fixture
0°-10°	151.1	2.1
10°-20°	312.3	4.4
20°-30°	420.2	5.9
30°-40°	610.1	8.5
40°-50°	1015.9	14.2
50°-60°	1584.8	22.2
60°-70°	1961.1	27.4
70°-80°	993.9	13.9
80°-90°	104.0	1.5
90°-100°	0.0	0.0
100°-110°	0.0	0.0
110°-120°	0.0	0.0
120°-130°	0.0	0.0
130°-140°	0.0	0.0
140°-150°	0.0	0.0
150°-160°	0.0	0.0
160°-170°	0.0	0.0
170°-180°	0.0	0.0
0°-90°	7153.5	100.0
0°-180°	7153.5	100.0



REPORT NUMBER: P200124

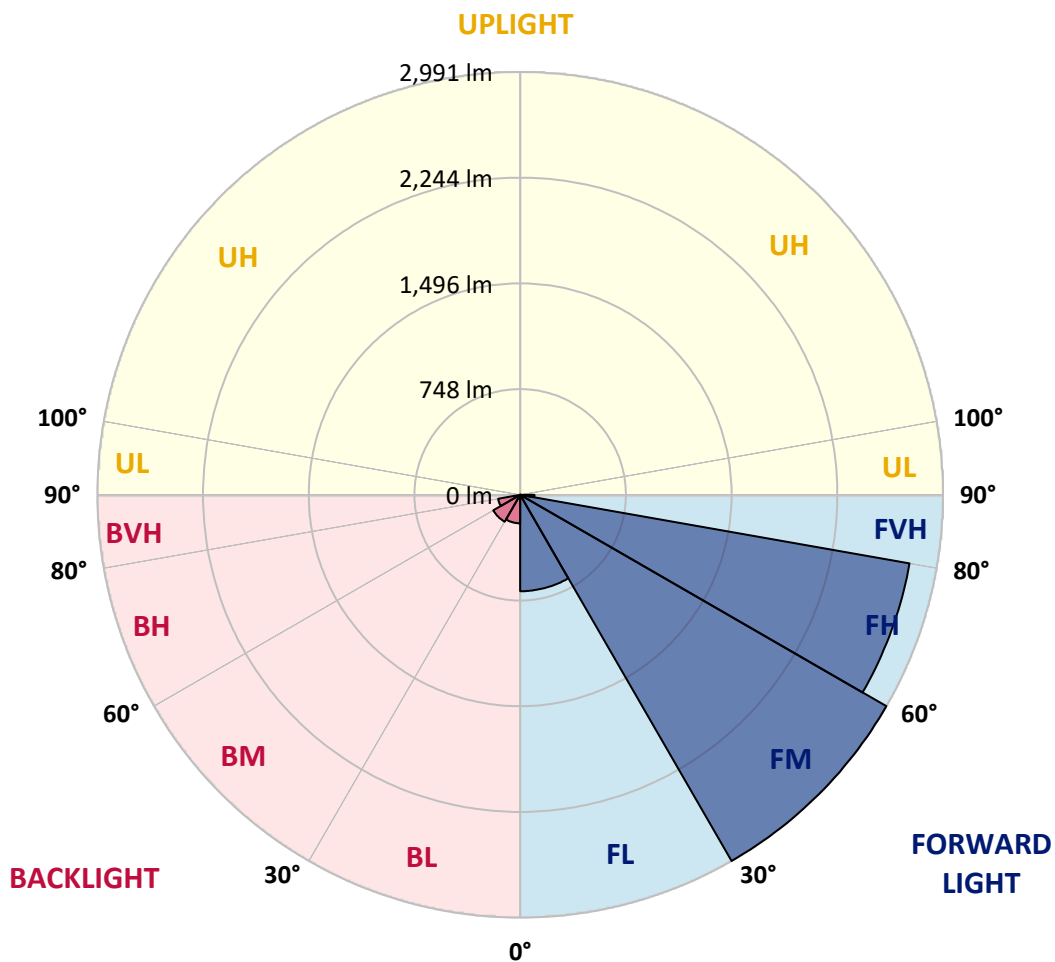
CATALOG NUMBER: GWC-AF-02-LED-E1-SL3-600-HSS

LUMINAIRE CLASSIFICATION SYSTEM LUMEN TABLE AND BUG RATING:

Zone		Lumens	% Fixture	Zone Rating/Lumen Limit		
				B	U	G
FL	(0°-30°)	682.0	9.5			
FM	(30°-60°)	2991.4	41.8			
FH	(60°-80°)	2796.8	39.1			G2/5000
FVH	(80°-90°)	100.8	1.4			G2/225
BL	(0°-30°)	201.6	2.8	B1/500		
BM	(30°-60°)	219.5	3.1	B0/220		
BH	(60°-80°)	158.2	2.2	B1/500		G1/500
BVH	(80°-90°)	3.2	0.0			G0/10
UL	(90°-100°)	0.0	0.0		U0/0	
UH	(100°-180°)	0.0	0.0		U0/0	

BUG Rating: B1-U0-G2

Type III Short





REPORT NUMBER: P200124

CATALOG NUMBER: GWC-AF-02-LED-E1-SL3-600-HSS

CANDELA DISTRIBUTION (FULL):

	0°	5°	15°	25°	35°	45°	55°	59°	65°	75°	85°
0°	1862.0	1862.0	1862.0	1862.0	1862.0	1862.0	1862.0	1862.0	1862.0	1862.0	1862.0
2.5°	2040.8	2040.0	2031.1	2027.0	2019.7	2004.4	1980.4	1968.0	1947.7	1912.5	1865.1
5°	2022.2	2031.9	2037.1	2037.5	2042.7	2037.1	2015.6	2005.2	1977.3	1920.6	1835.7
7.5°	1895.9	1899.6	1914.6	1927.4	1952.6	1976.4	1984.1	1979.7	1963.0	1902.4	1789.6
10°	1760.8	1764.5	1782.3	1799.3	1833.2	1870.1	1908.9	1917.0	1923.9	1876.5	1745.1
12.5°	1644.3	1648.0	1666.2	1688.4	1728.1	1773.4	1833.6	1847.0	1877.3	1851.8	1709.5
15°	1544.0	1545.7	1563.5	1590.9	1638.3	1696.5	1764.9	1786.3	1832.8	1834.5	1678.4
17.5°	1458.6	1462.7	1473.7	1500.0	1551.7	1623.7	1703.4	1734.1	1788.7	1819.9	1648.0
20°	1406.5	1410.5	1410.1	1424.7	1471.2	1548.0	1641.9	1678.7	1745.1	1804.9	1620.9
22.5°	1396.3	1396.3	1385.9	1383.8	1411.4	1475.6	1578.0	1622.9	1705.8	1798.4	1601.8
25°	1432.3	1430.7	1404.4	1383.0	1384.3	1422.6	1516.1	1569.5	1672.6	1802.8	1591.7
27.5°	1508.4	1506.4	1473.3	1432.3	1399.6	1399.2	1469.2	1526.7	1646.3	1823.9	1595.8
30°	1613.6	1612.8	1576.8	1525.4	1466.0	1411.4	1453.0	1505.2	1629.4	1862.0	1605.1
32.5°	1728.5	1727.3	1700.1	1645.9	1570.7	1466.0	1470.0	1513.7	1634.3	1912.5	1627.7
35°	1850.2	1848.2	1836.5	1789.1	1706.2	1566.6	1525.8	1559.8	1665.0	1988.2	1672.2
37.5°	1982.1	1984.1	1992.6	1947.3	1860.3	1707.8	1619.2	1642.3	1726.8	2090.9	1744.6
40°	2176.6	2176.2	2179.1	2119.7	2035.9	1880.6	1749.9	1757.2	1830.4	2227.3	1854.7
42.5°	2529.8	2505.1	2430.3	2308.9	2224.8	2077.9	1914.6	1906.9	1957.0	2396.0	2008.8
45°	3004.3	2951.7	2757.6	2524.9	2417.3	2300.4	2117.2	2092.5	2124.5	2598.6	2198.9
47.5°	3412.5	3357.8	3083.2	2749.9	2621.6	2511.5	2354.6	2310.1	2320.7	2825.5	2440.0
50°	3551.2	3524.5	3284.6	2945.6	2819.5	2777.3	2630.1	2575.9	2561.0	3088.0	2719.5
52.5°	3503.1	3501.0	3341.3	3072.6	3000.6	3052.4	2976.8	2914.1	2859.0	3364.7	3003.9
55°	3425.8	3435.9	3364.3	3183.9	3181.5	3303.6	3450.8	3398.7	3239.3	3665.2	3249.0
57.5°	3212.6	3255.8	3351.4	3394.3	3493.8	3618.7	3845.7	3876.4	3687.9	3895.4	3452.5
60°	2606.7	2701.7	3014.0	3424.5	3896.2	4207.7	4322.2	4348.5	4056.0	4086.8	3727.1
62.5°	1850.2	1947.3	2343.3	3037.9	3902.3	4981.6	5032.1	4929.0	4461.3	4370.4	4200.8
65°	982.1	1057.0	1380.6	2192.8	3383.3	5161.1	6273.6	5966.2	5176.5	4928.2	4812.9
67.5°	502.4	525.1	653.7	1073.2	2325.9	4584.3	7386.3	7602.8	6409.1	5481.5	4783.3
69°	444.6	457.9	543.3	775.8	1489.4	3882.9	7440.5	8164.6	7054.3	5435.3	4346.8
70°	430.4	442.1	519.8	702.3	1164.2	3256.3	7233.0	8115.3	7219.3	5259.8	4020.8
72.5°	365.3	375.4	462.8	620.5	946.1	1616.5	5875.5	6876.7	6478.2	4381.6	2910.4
75°	244.3	277.5	444.2	581.6	880.2	918.2	3873.6	4969.4	4616.3	2955.3	1516.1
77.5°	58.6	63.1	125.4	462.8	805.0	808.2	1992.2	3089.2	2519.7	1053.3	358.4
80°	31.5	30.4	35.2	91.9	749.5	758.4	896.8	1499.5	899.6	174.7	118.2
82.5°	22.2	21.1	22.6	38.5	235.8	690.9	648.9	678.7	373.0	67.1	53.0
85°	8.1	7.7	12.6	34.8	74.1	397.2	666.7	559.9	302.2	30.8	38.9
87.5°	2.9	2.5	4.8	19.0	22.6	169.1	411.4	423.1	119.0	18.6	18.2
90°	0.0	0.0	0.0	0.0	0.0	0.0	0.0	0.0	0.0	0.0	0.0



REPORT NUMBER: P200124

CATALOG NUMBER: GWC-AF-02-LED-E1-SL3-600-HSS

CANDELA DISTRIBUTION (continued):

	90°	95°	105°	115°	125°	135°	145°	155°	165°	175°	180°
0°	1862.0	1862.0	1862.0	1862.0	1862.0	1862.0	1862.0	1862.0	1862.0	1862.0	1862.0
2.5°	1845.4	1820.3	1774.2	1726.8	1683.2	1630.6	1604.3	1578.4	1567.5	1563.5	1544.5
5°	1792.0	1749.6	1651.7	1553.4	1462.7	1366.5	1302.9	1252.0	1222.0	1207.5	1184.4
7.5°	1723.6	1654.0	1505.6	1353.9	1212.7	1073.6	970.4	891.1	836.6	810.3	786.3
10°	1657.3	1564.6	1353.5	1146.8	955.0	770.6	628.2	525.1	459.1	428.8	409.4
12.5°	1597.8	1477.7	1206.7	944.9	704.3	488.3	343.4	261.4	220.4	206.3	199.4
15°	1544.9	1397.6	1067.9	753.2	476.9	279.1	187.7	159.8	153.3	153.3	152.5
17.5°	1494.6	1319.1	934.1	573.2	299.3	170.7	142.8	139.1	139.1	140.8	140.8
20°	1446.6	1244.3	804.6	411.4	188.5	135.5	129.0	128.3	129.0	131.0	131.0
22.5°	1405.2	1176.3	683.6	282.3	139.9	122.1	119.0	117.7	118.2	119.4	120.1
25°	1374.5	1118.9	569.6	191.3	120.5	111.2	107.6	105.6	103.9	103.9	104.8
27.5°	1355.1	1070.3	459.1	139.1	108.4	101.2	95.4	92.3	88.6	86.5	87.4
30°	1341.0	1024.2	355.6	113.6	97.1	89.8	82.6	77.2	72.0	69.6	70.4
32.5°	1335.7	987.0	265.8	100.4	87.0	78.9	70.0	63.1	57.5	55.4	55.9
35°	1349.9	957.5	194.6	90.6	78.9	68.7	58.6	50.9	46.5	45.3	45.7
37.5°	1387.0	941.7	145.7	82.6	71.6	60.3	48.9	41.6	38.9	38.9	39.3
40°	1457.4	941.3	116.9	76.8	65.2	52.2	40.4	35.2	33.6	34.4	34.8
42.5°	1560.2	962.7	101.9	71.6	59.4	44.5	33.6	30.0	29.6	30.4	30.8
45°	1700.6	1002.0	93.8	67.1	53.4	37.2	28.3	25.9	25.9	27.1	27.5
47.5°	1872.5	1059.4	87.0	62.7	47.4	31.1	24.2	22.6	23.0	24.2	24.7
50°	2079.6	1131.8	80.1	57.8	42.9	25.9	21.1	19.8	20.3	21.9	22.2
52.5°	2315.4	1229.3	74.5	53.4	37.2	21.5	17.8	17.0	17.8	19.4	19.8
55°	2517.7	1316.6	67.5	49.7	30.0	17.8	14.5	14.5	15.3	17.4	17.8
57.5°	2712.3	1408.1	61.5	42.9	23.4	14.1	12.2	12.6	13.7	15.8	16.2
60°	2997.9	1563.1	54.2	36.0	17.8	11.4	10.1	10.5	12.2	14.1	14.5
62.5°	3482.8	1798.9	47.0	30.0	13.7	8.9	8.1	8.9	10.9	13.3	13.7
65°	3920.5	1894.7	38.5	25.1	10.5	6.9	6.9	8.1	10.5	13.0	13.3
67.5°	3676.6	1595.0	30.0	19.8	8.1	5.2	5.6	7.7	10.1	13.0	13.3
69°	3251.4	1304.2	25.5	15.8	6.9	4.8	5.2	7.7	10.1	12.6	13.0
70°	2920.1	1101.1	22.6	13.3	6.0	4.8	5.2	7.3	10.1	12.6	13.0
72.5°	1955.8	594.6	18.2	9.7	5.6	4.4	4.4	7.3	9.7	12.2	12.6
75°	840.6	164.2	14.5	6.9	4.8	4.1	4.1	6.9	9.3	11.8	12.6
77.5°	153.7	41.6	11.8	6.0	4.8	4.1	3.7	6.4	8.9	11.4	11.8
80°	61.1	20.7	9.3	5.2	4.4	3.7	3.3	6.0	8.5	10.9	11.4
82.5°	36.8	11.8	7.7	4.8	4.4	3.3	2.9	5.2	8.1	10.5	10.9
85°	30.0	8.1	6.0	4.8	4.1	3.3	2.5	4.8	7.3	10.1	10.5
87.5°	14.5	5.6	5.6	4.4	4.1	3.3	2.5	4.4	6.9	9.7	10.1
90°	0.0	0.0	0.0	0.0	0.0	0.0	0.0	0.0	0.0	0.0	0.0

(END OF REPORT)